District A 5

As of May 2026 Cumulative

Year	New Clubs	Dropped Clubs	Gain/ Loss Clubs	New Members	Charter Members	Reinstate Members	Transfer Members	Total Member Added	Total Members Dropped	Gain/ Loss Members
2021-2022	0	0	0	96	1	5	7	109	108	1
2022-2023	2	1	1	149	49	7	9	214	173	41
2023-2024	0	0	0	135	1	3	9	148	143	5
2024-2025	1	0	1	108	28	14	10	160	169	-9
2025-2026	0	4	-4	130	0	32	16	178	199	-21
Average	**1**	**1**	**0**	**124**	**16**	**12**	**10**	**162**	**158**	**3**

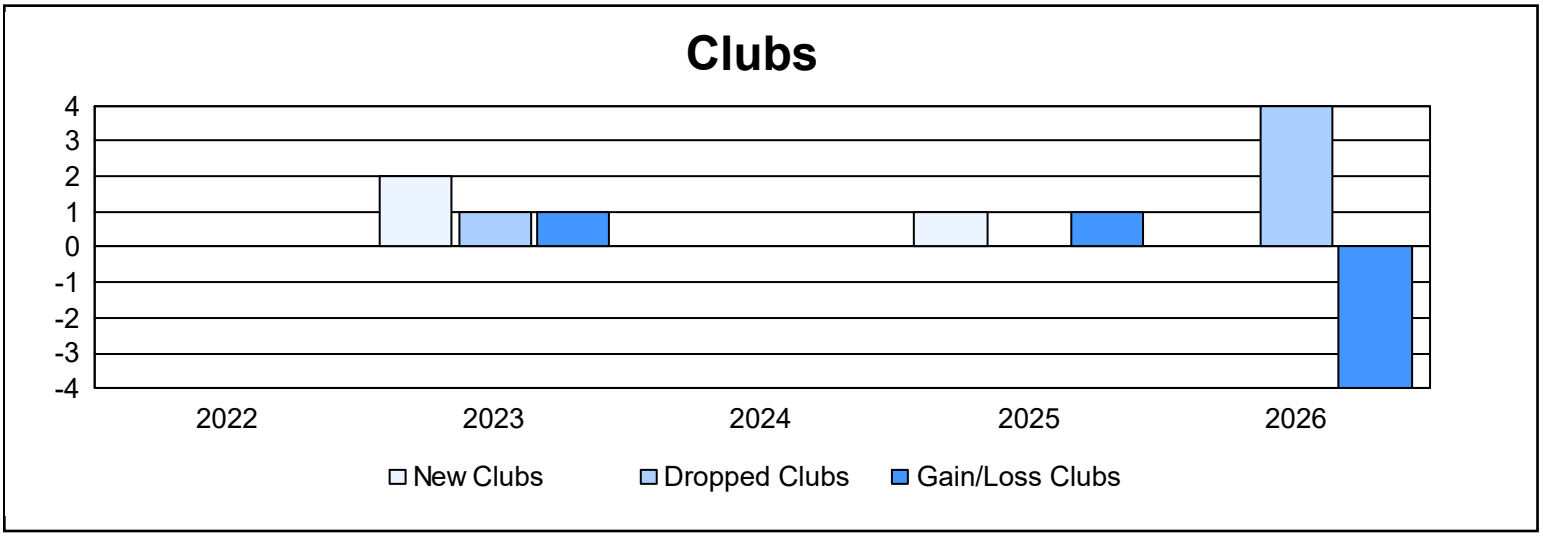

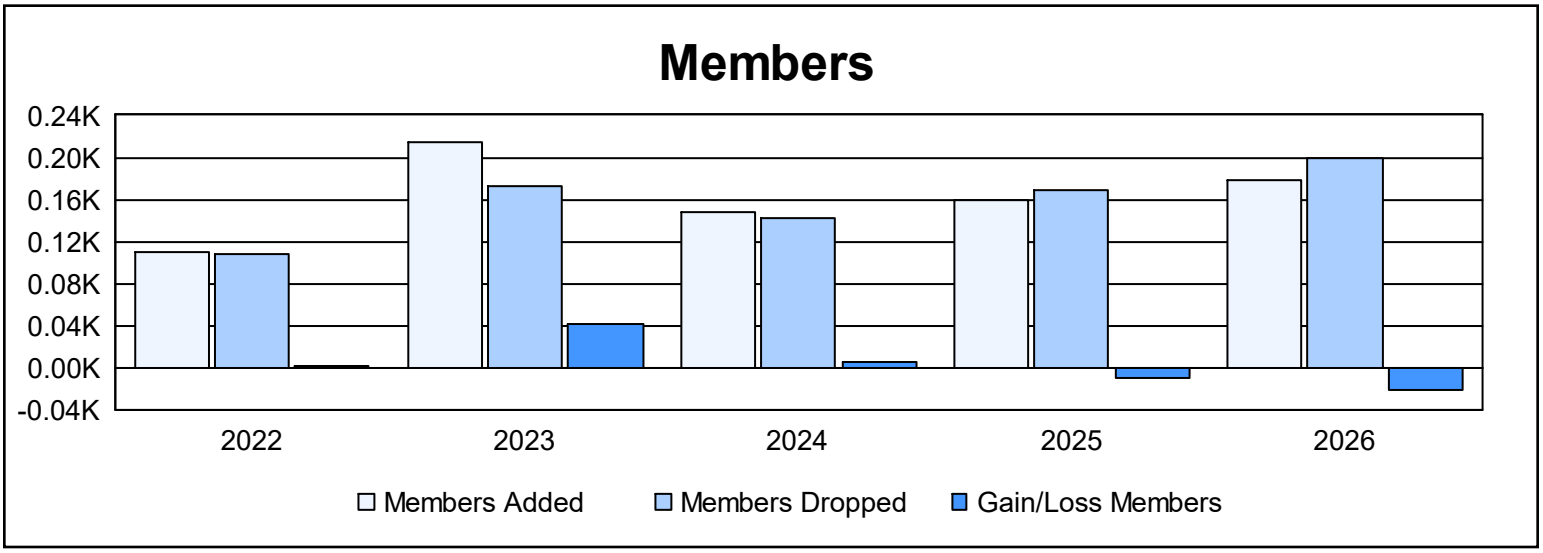

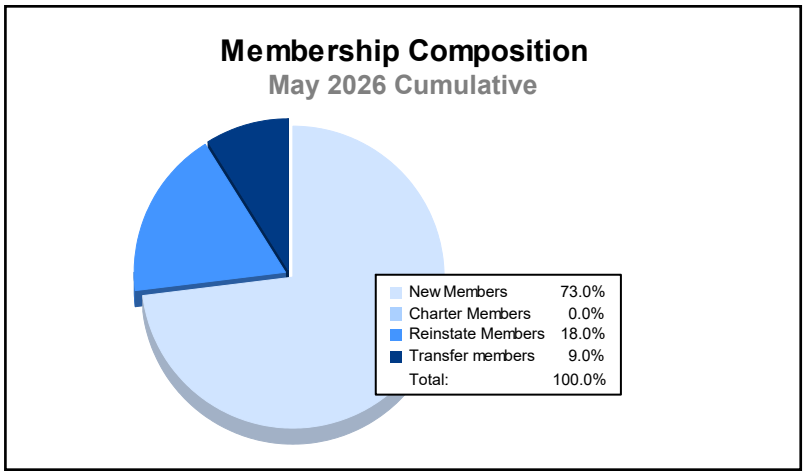
Membership Composition
May 2026 Cumulative
New Members 73.0%
Charter Members 0.0%
Reinstate Members 18.0%
Transfer members 9.0%
Total: 100.0%

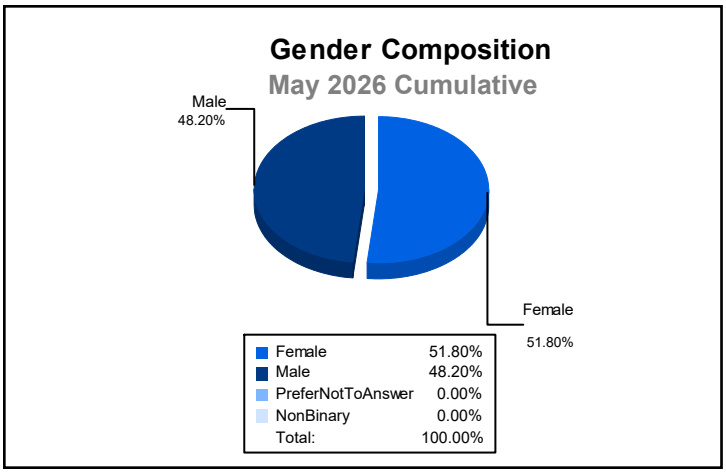
Gender Composition
May 2026 Cumulative
Male
48.20%
Female
51.80%
Female 51.80%
Male 48.20%
PreferNotToAnswer 0.00%
NonBinary 0.00%
Total: 100.00%